

UGM40

Unità Gripper **UNIVERSAL** per assemblaggio,
con azionamento manuale



U	G	M	4	0	V	B	E	S
1	2	3	4	5	6	7		

1 Serie

UG = Unità gripper **UNIVERSAL**
per assemblaggio, con regolazione
continua angolo d'apertura da:
0° a 95° max
L'angolo di apertura può variare a seconda
della posizione e della tipologia del pressore

2 Versione

M = Pneumatica con leva manuale

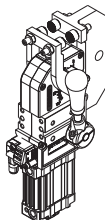
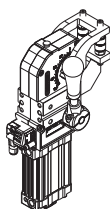
3 Taglia

40 = Ø 40 mm

4 Posizione pressore

V = 90°

O = 180°



5 Tipo di movimento

B = Doppio movimento; doppia serie
di dita. Solo per unità con pressore
in posizione verticale

F = Doppio movimento; singola serie
di dita. Solo per unità con pressore
in posizione verticale

L = Singolo movimento; doppia serie
di dita

H = Doppio movimento, senza dita di presa.
Solo per unità con pressore in posizione
verticale

6 Sensore di posizione

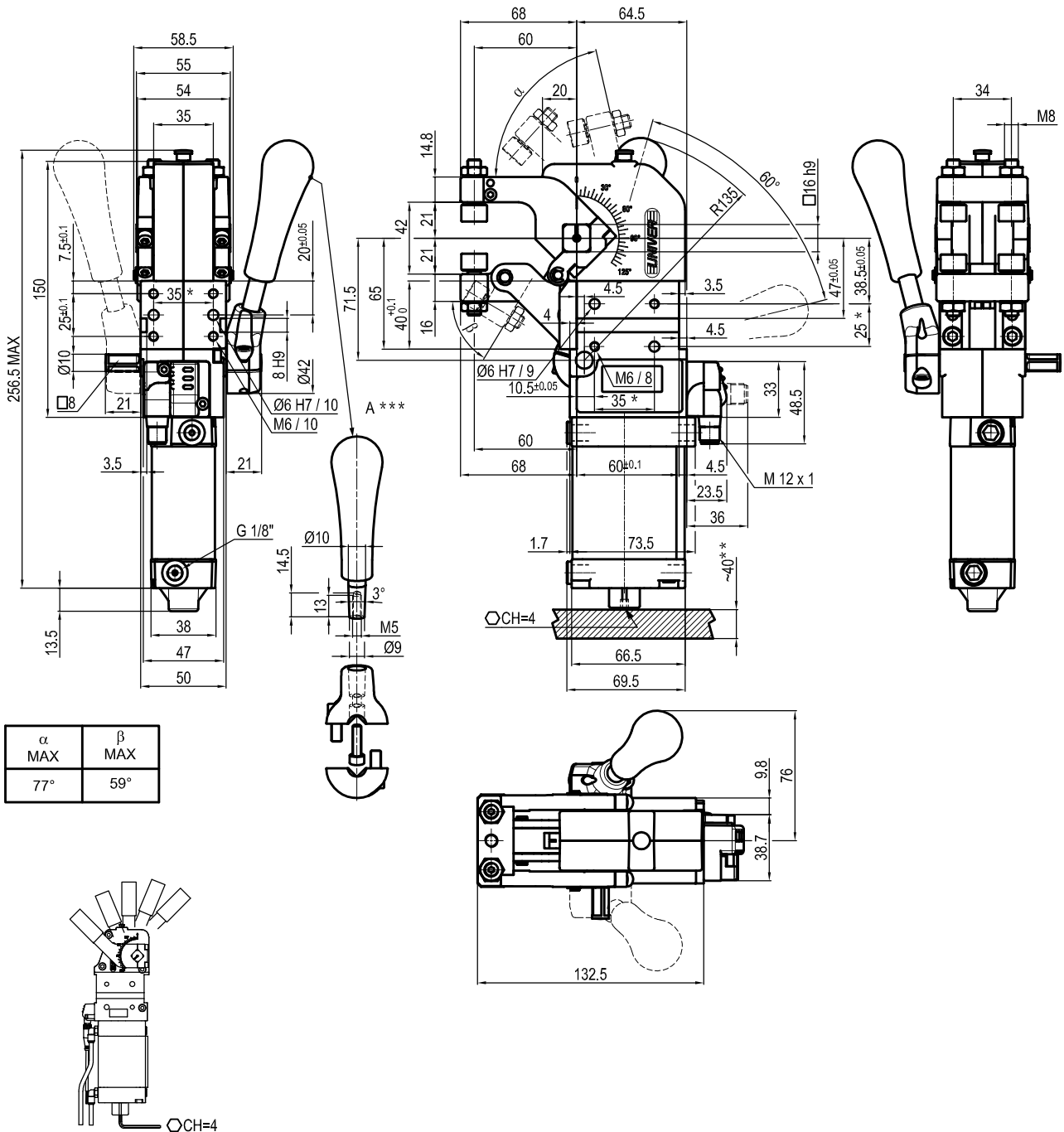
N = Senza sensore
(con piastra di chiusura)

E = Sensore elettronico con
connettore M12 orientabile

7 Materiale pressore

S = Pressore in acciaio
(senza indicazioni, il pressore
verrà fornito in alluminio)

UNIVERSAL gripper units for assembling with manual lever



Bore Ø	Holding moment	Clamping moment	Weight (Clamping arm not included)
40 mm	600 Nm	170 Nm	1.8 Kg

Min./max. operating pressure: **0,4 / 0,6 MPa**

Operating temperature: **5° + 45° C**

Opening angle: **adjustable from 0° to 77°**

Vertical arm mount position

With manual lever

Electronic sensor with M12 swivel connector that can be orientated at 0° or 90°

Supply voltage: 10÷30 Vdc

IP code: **IP 65**

Pneumatic ports on both sides

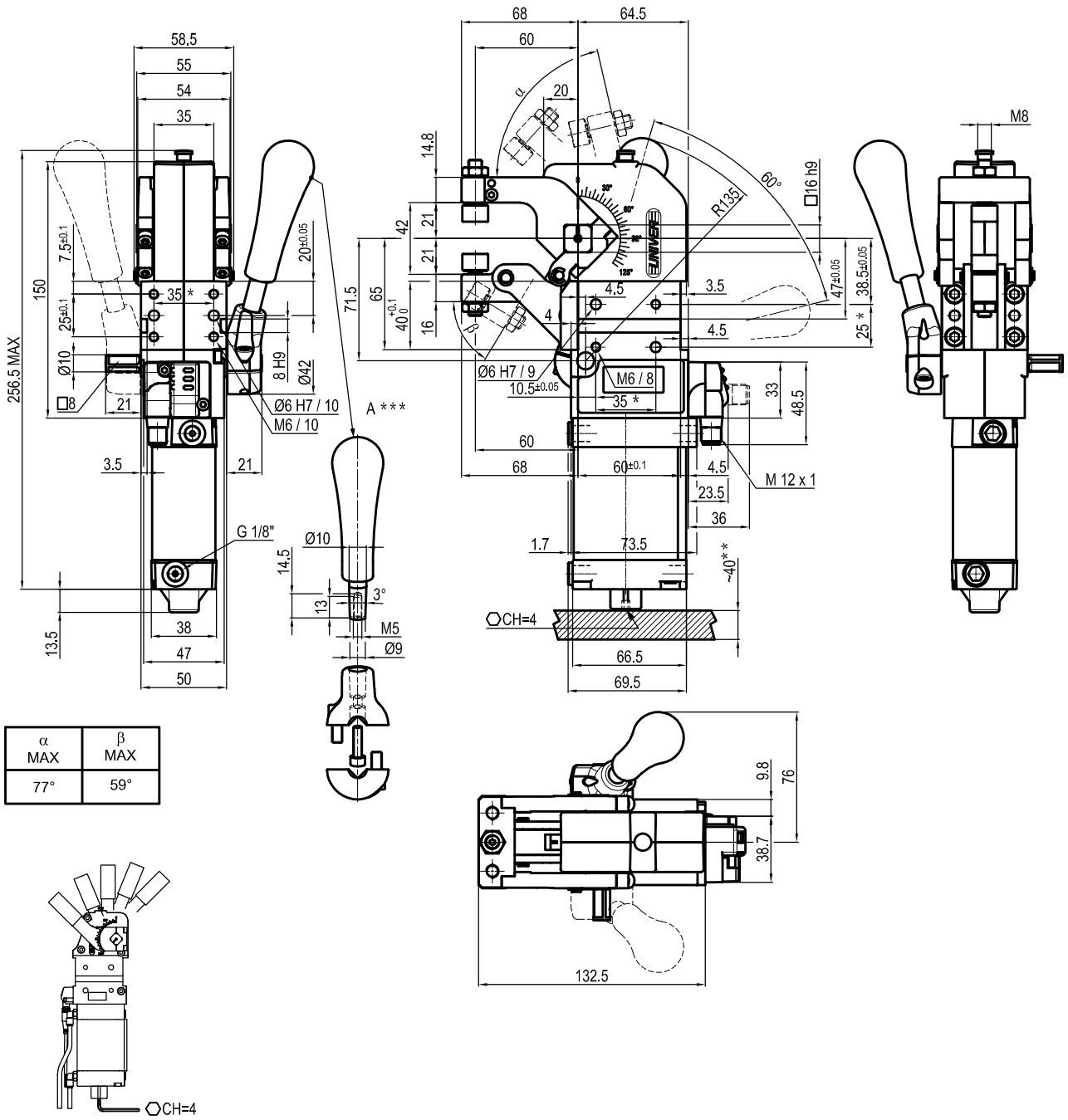
* : TOLERANCE BETWEEN DOWELS ± 0.02, TO SCREW HOLES ± 0.1

** : AREA TO ACCESS ANGLE ADJUSTMENT

*** : DIMENSIONS TO BE RESPECTED IN CASE OTHER MANUAL LEVERS ARE USED

Subject to technical modifications without notice

UNIVERSAL gripper units for assembling with manual lever



α MAX	β MAX
77°	59°

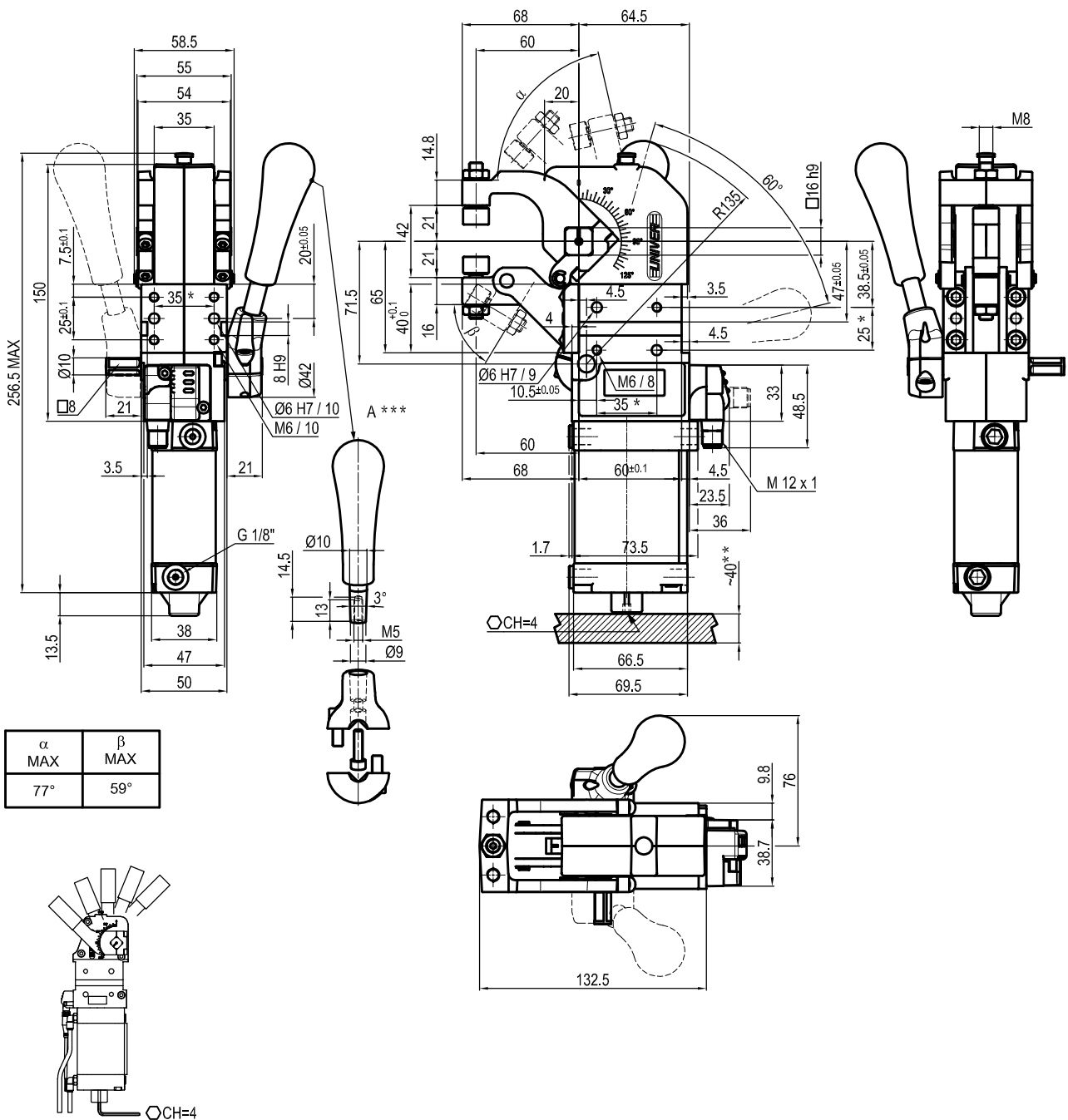
Bore Ø	Holding moment	Clamping moment	Weight (Clamping arm not included)
40 mm	600 Nm	170 Nm	1.8 Kg

Min./max. operating pressure: **0,4 / 0,6 MPa**
 Operating temperature: **5° + 45° C**
 Opening angle: **adjustable from 0° to 77°**
 Vertical arm mount position
 With manual lever
 Electronic sensor with M12 swivel connector that can be orientated at 0° or 90°
 Supply voltage: 10+30 Vdc
 IP code: **IP 65**
 Pneumatic ports on both sides

* : TOLERANCE BETWEEN DOWELS ± 0.02, TO SCREW HOLES ± 0.1
 ** : AREA TO ACCESS ANGLE ADJUSTMENT
 *** : DIMENSIONS TO BE RESPECTED IN CASE OTHER MANUAL LEVERS ARE USED

Subject to technical modifications without notice

UNIVERSAL gripper units for assembling with manual lever



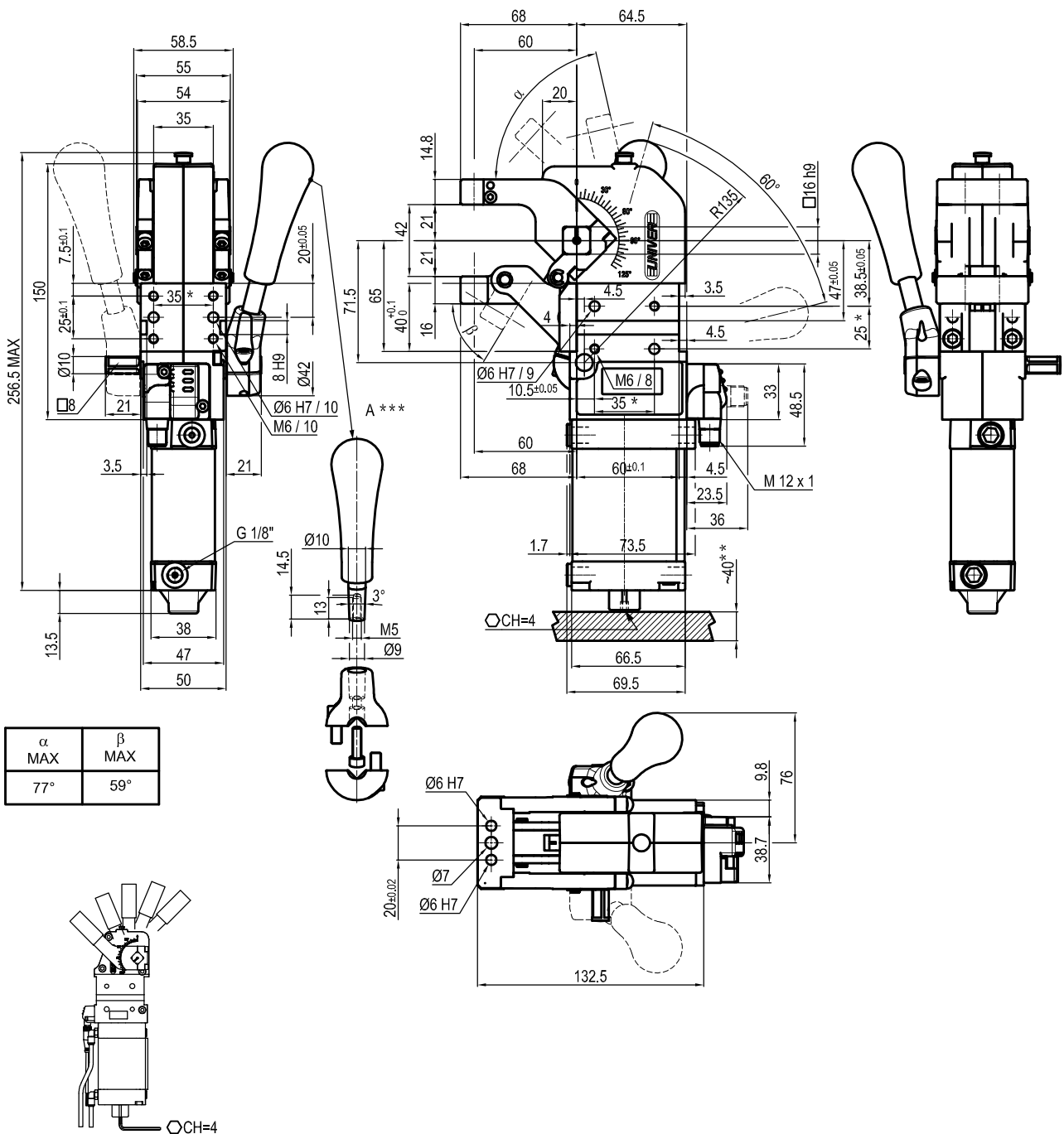
Bore \varnothing	Holding moment	Clamping moment	Weight (Clamping arm not included)
40 mm	600 Nm	170 Nm	1.8 Kg

Min./max. operating pressure: **0,4 / 0,6 MPa**
 Operating temperature: **5° + 45° C**
 Opening angle: **adjustable from 0° to 77°**
 Vertical arm mount position
 With manual lever
 With steel arms
 Electronic sensor with M12 swivel connector that can be orientated at 0° or 90°
 Supply voltage: 10÷30 Vdc
 IP code: **IP 65**
 Pneumatic ports on both sides

- * : TOLERANCE BETWEEN DOWELS ± 0.02 , TO SCREW HOLES ± 0.1
- ** : AREA TO ACCESS ANGLE ADJUSTMENT
- *** : DIMENSIONS TO BE RESPECTED IN CASE OTHER MANUAL LEVERS ARE USED

Subject to technical modifications without notice

UNIVERSAL gripper units for assembling with manual lever



Bore Ø	Holding moment	Clamping moment	Weight (Clamping arm not included)
40 mm	600 Nm	170 Nm	1.8 Kg

Min./max. operating pressure: **0,4 / 0,6 MPa**

Operating temperature: **5° + 45° C**

Opening angle: **adjustable from 0° to 77°**

Vertical arm mount position

With manual lever

Electronic sensor with M12 swivel connector that can be orientated at 0° or 90°

Supply voltage: 10÷30 Vdc

IP code: **IP 65**

Pneumatic ports on both sides

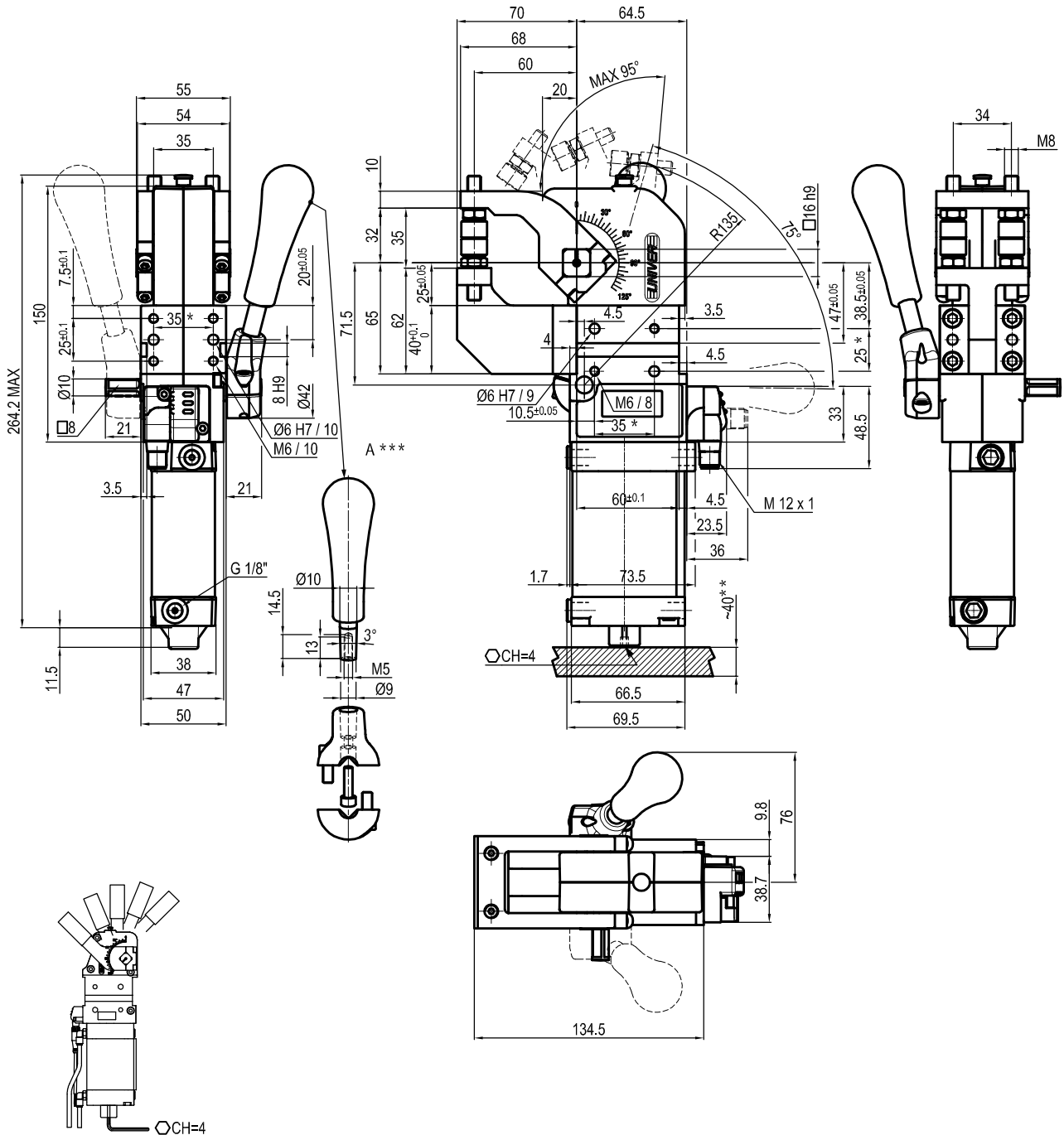
* : TOLERANCE BETWEEN DOWELS ± 0.02, TO SCREW HOLES ± 0.1

** : AREA TO ACCESS ANGLE ADJUSTMENT

*** : DIMENSIONS TO BE RESPECTED IN CASE OTHER MANUAL LEVERS ARE USED

Subject to technical modifications without notice

UNIVERSAL gripper units for assembling with manual lever



Bore Ø	Holding moment	Clamping moment	Weight (Clamping arm not included)
40 mm	600 Nm	170 Nm	1.8 Kg

Min./max. operating pressure: **0,4 / 0,6 MPa**

Operating temperature: **5° + 45° C**

Opening angle: **adjustable from 0° to 95°**

Vertical arm mount position

With manual lever

Electronic sensor with M12 swivel connector that can be orientated at 0° or 90°

Supply voltage: 10+30 Vdc

IP code: **IP 65**

Pneumatic ports on both sides

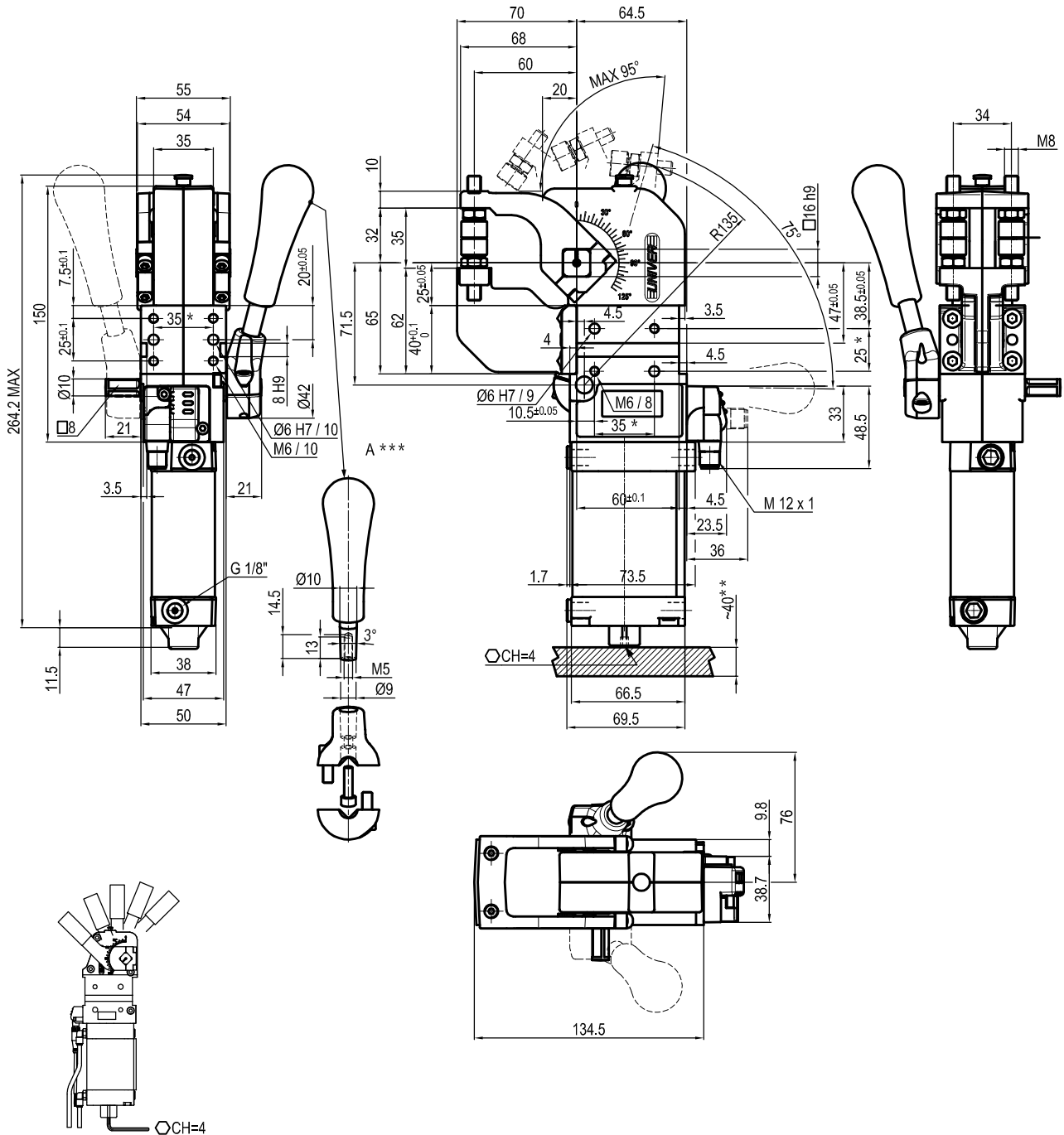
* : TOLERANCE BETWEEN DOWELS ± 0.02, TO SCREW HOLES ± 0.1

** : AREA TO ACCESS ANGLE ADJUSTMENT

*** : DIMENSIONS TO BE RESPECTED IN CASE OTHER MANUAL LEVERS ARE USED

Subject to technical modifications without notice

UNIVERSAL gripper units for assembling with manual lever



Bore Ø	Holding moment	Clamping moment	Weight (Clamping arm not included)
40 mm	600 Nm	170 Nm	1.8 Kg

Min./max. operating pressure: **0,4 / 0,6 MPa**

Operating temperature: **5° + 45° C**

Opening angle: **adjustable from 0° to 95°**

Vertical arm mount position

With manual lever

With steel arms

Electronic sensor with M12 swivel connector that can be orientated at 0° or 90°

Supply voltage: 10÷30 Vdc

IP code: **IP 65**

Pneumatic ports on both sides

* : TOLERANCE BETWEEN DOWELS ± 0.02, TO SCREW HOLES ± 0.1

** : AREA TO ACCESS ANGLE ADJUSTMENT

*** : DIMENSIONS TO BE RESPECTED IN CASE OTHER MANUAL LEVERS ARE USED

Subject to technical modifications without notice